

Webopac Preferences – Stack Request

1. Introduction

This section contains various messages and options related to the stack request module. This is an optional feature that every customer can decide whether to implement or not.

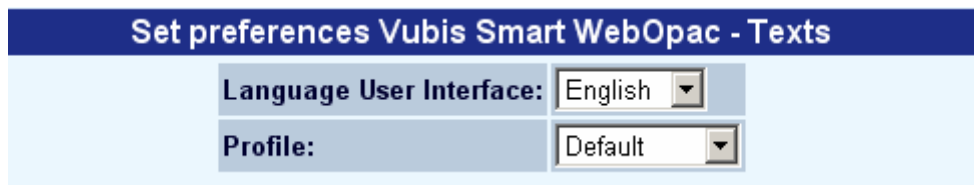
See also the [general information](#) on this subject.

The definable texts and options are:

- Texts used on the forms for placing stack requests
- Texts related to stack requests used on the current reservations screen
- Texts used on the stack request reader notices screen
- Stack service points available for a non-catalogued stack request

You can define the texts and options for each profile and for each language.

- Select the language for the profile from the drop-down menu
- Select the profile for which you want to make the changes



Set preferences Vubis Smart WebOpac - Texts	
Language User Interface:	English
Profile:	Default

Languages are defined on the Start page.

2. Setup2.1 Generic options

With these options you can determine whether stack request placing is allowed from the WebOpac and whether borrowers must login for each stack request:

*	Allow borrowers to place stack requests?: <input type="text" value="Yes"/>
*	Force borrowers to login after each stack request?: <input type="text" value="No"/>

If you set the second option to Yes, it means the borrower will be logged out automatically after each stack request he/she places.

2.2 Texts

The following texts can be amended for various screens/situations related to stack requests.

Texts used on the forms for placing stack requests	
	XStack request
	XCancel
	XCancel
	XCancel
	XIn place
	XAlready requested
	XReservations in the queue:
	XReservation
	XAll
	XCancel placing the request
	XConfirm stack request
	XContinue placing the request
	XIssue
	XLocation
	XOK
	XRequest
	XReserve
	XSelect

Texts related to stack requests used on the current reservations screen	
	XAvailable
	XCancelled
	XCompleted
	XEstimated delivery
	XIn process
	XIn transit
	XIssued on
	XRequest required on
	XRequest
	XTrapped
	XUse in library only
	XCancel stack requests
	XDisplay important messages about your requests

Texts used on the stack request reader notices screen	
	XReader requests notices
	XCancellation
	XCancellation
	XGeneral
	XAvailable (first come first served)
	XAvailable1
	XAvailable2
	XDate
	XMessage
	XNumber
	XRequest
	XType
	XRequest available at
	Xtable
	Xuntil
	XBack to current reservations

2.3 Borrower options

This section allows you to specify what borrowers are allowed regarding stack requests:

*	Allow borrowers to cancel stack requests?: <input type="button" value="Yes"/>
*	Allow borrowers to display messages related to stack requests?: <input type="button" value="Yes"/>
*	Allow borrowers to place stack request reservations?: <input type="button" value="Yes"/>
*	Allow borrowers to place post dated stack requests?: <input type="button" value="Yes"/>

2.4 Delivery locations

In this section you can specify which delivery locations will be available to borrowers placing a request:

Delivery locations for this profile	
Available options	Chosen options
CS NP STACK1	Cen Reading room WP Delivery BD Stack

2.5 Visible fields

This section allows you to specify which fields will be visible to the borrower when placing different types of stack requests:

Fields visible on the form for placing stack requests (monographs)	
Available options	Chosen options
	XInstitution XLocation code XShelfmark Classification XAvailability

Fields visible on the form for placing stack requests (serials)	
Available options	Chosen options
	XInstitution XLocation code XShelfmark Classification XType

2.6 Service point selection

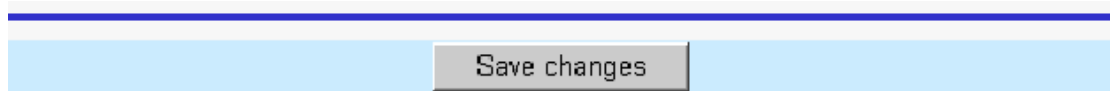
Service points for stack requests are defined in AFO 618 – Service points. With this option you can determine which service point(s) are available for placing of a request for non-catalogued items.

Stack service points available for a non-catalogued stack request	
<input checked="" type="checkbox"/>	XBD Stack
<input checked="" type="checkbox"/>	XCEN downstairs
<input checked="" type="checkbox"/>	XCENupstairs
<input checked="" type="checkbox"/>	XWP Stack
<input checked="" type="checkbox"/>	XSTACK1

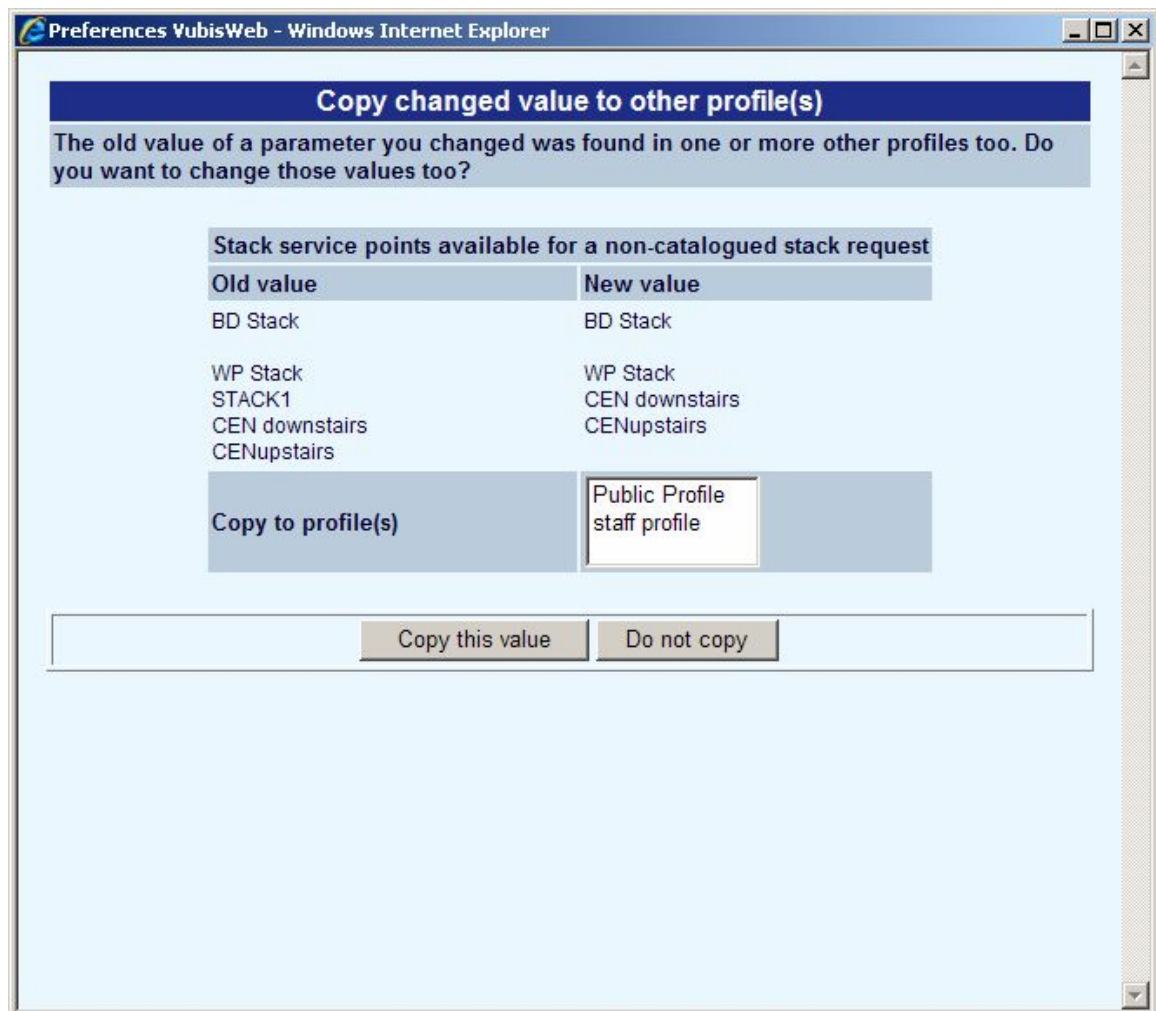
Available options	Chosen options
	XBD Stack XStack Request Location NORTH XWP Stack XSTACK1

2.7 Saving changes

When you are finished remember to click the **Save changes** button to save any changes you have made.



When you change the wording of any of the texts, and save the changes, the following window is displayed:



- Select **Copy this value** to apply the changes to one or more profiles
- Select **Do not copy** if you do not want the changes to apply to another profile.

- **Document control - Change History**

Version	Date	Change description	Author
1.0	August 2008	Creation delivered as part of 2.4.3 updates	
1.1	January 2009	Additional options delivered as part of 2.4.3 updates	